

PRINT FUNCTION AND CHARACTER SELECTION SWITCHES

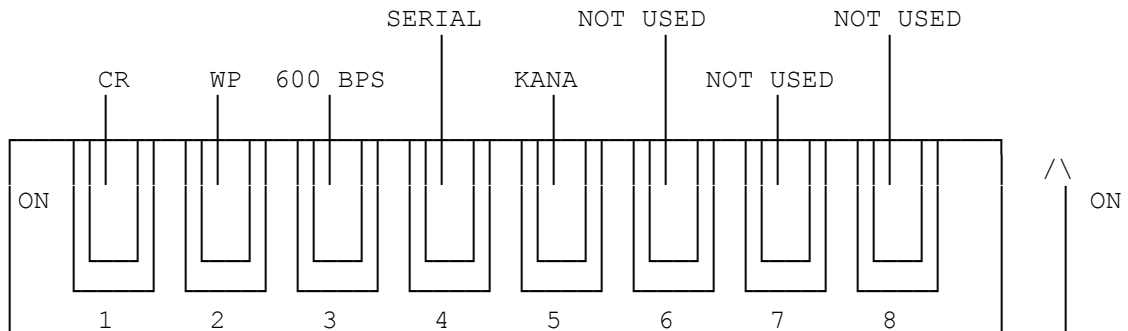
There are two switches at the right rear of the Printer; one DIP Switch and one Rotary Switch. These switches allow you to customize some of the DMP-200 features for your own applications.

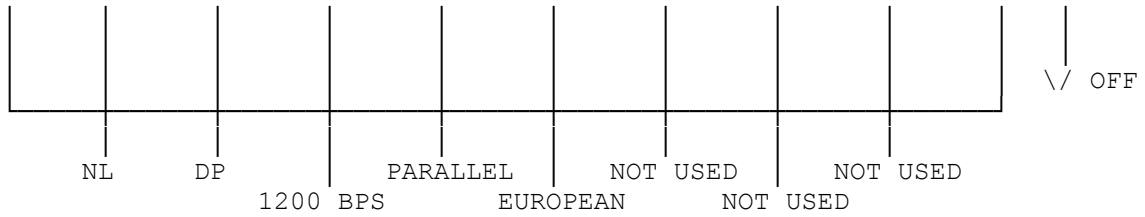
SETTING THE PRINT FUNCTION SWITCH (DIP SWITCH)

When you receive the DMP-200, all Switch positions should be set to OFF (i.e., in the down position.) By setting certain DIP Switch positions ON, before turning the DMP-200's power ON, you can select different processing modes, interface modes, baud rates, etc. The following table defines the DIP switch settings. These switches establish the power up defaults for the DMP-200.

POSITION	SYMBOL	OFF	ON
1	NL/CR	Generates "CR + LF" operation	CR causes Carriage Return operation only
2	DP/WP	Data Processing Mode	Word Processing Mode
3	1200/600 BPS	1200 Baud transmission rate for serial interface mode	600 Baud transmission rate for serial interface mode
4	Parallel Serial	Parallel interface mode	Serial Interface mode
5	European KANA	European Symbol set selected in the codes A0 through BF (Hex)	Japanese KANA set will be selected in the codes A0 through DF (Hex)
6	Not Used		
7	Not Used		
8	Not Used		

NOTE: The Printer power must be OFF before you change any of the Switch settings.





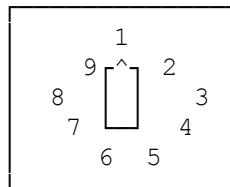
SETTING THE CHARACTER SELECTION SWITCH (ROTARY SWITCH)

This switch selects the desired character pitch (i.e., number of Character Per Inch--CPI). This is also referred to as character spacing since the DMP-200 adjusts the space between the font style characters you have selected. Always set the Switch when the power is OFF. When the Printer is switched ON, the rotary switch condition is recognized and the initial character style set into memory. The following table describes the Rotary Switch settings.

CHARACTER SELECTION SWITCH SETTINGS

POSITION	CHARACTER	STYLE
0	Standard	10 CPI
1	Compressed (Elite)	12 CPI
2	Condensed	16.7 CPI
3	Proportional	
4	\ > Correspondence Quality /	10 CPI
5		
6		
7		
8	Standard	10 CPI
9	Compressed (Elite)	12 CPI

ROTARY SWITCH SET FOR NORMAL PRINTING



(abo-07/26/93)

□